

PRECISE FARADAY ROTATION MEASURES FROM LOFAR
PULSAR OBSERVATIONS...
...TOWARDS RECONSTRUCTING THE
3-D GALACTIC MAGNETIC FIELD

Charlotte Sobey
(ASTRON)



LOFAR *PWG & MKSP*

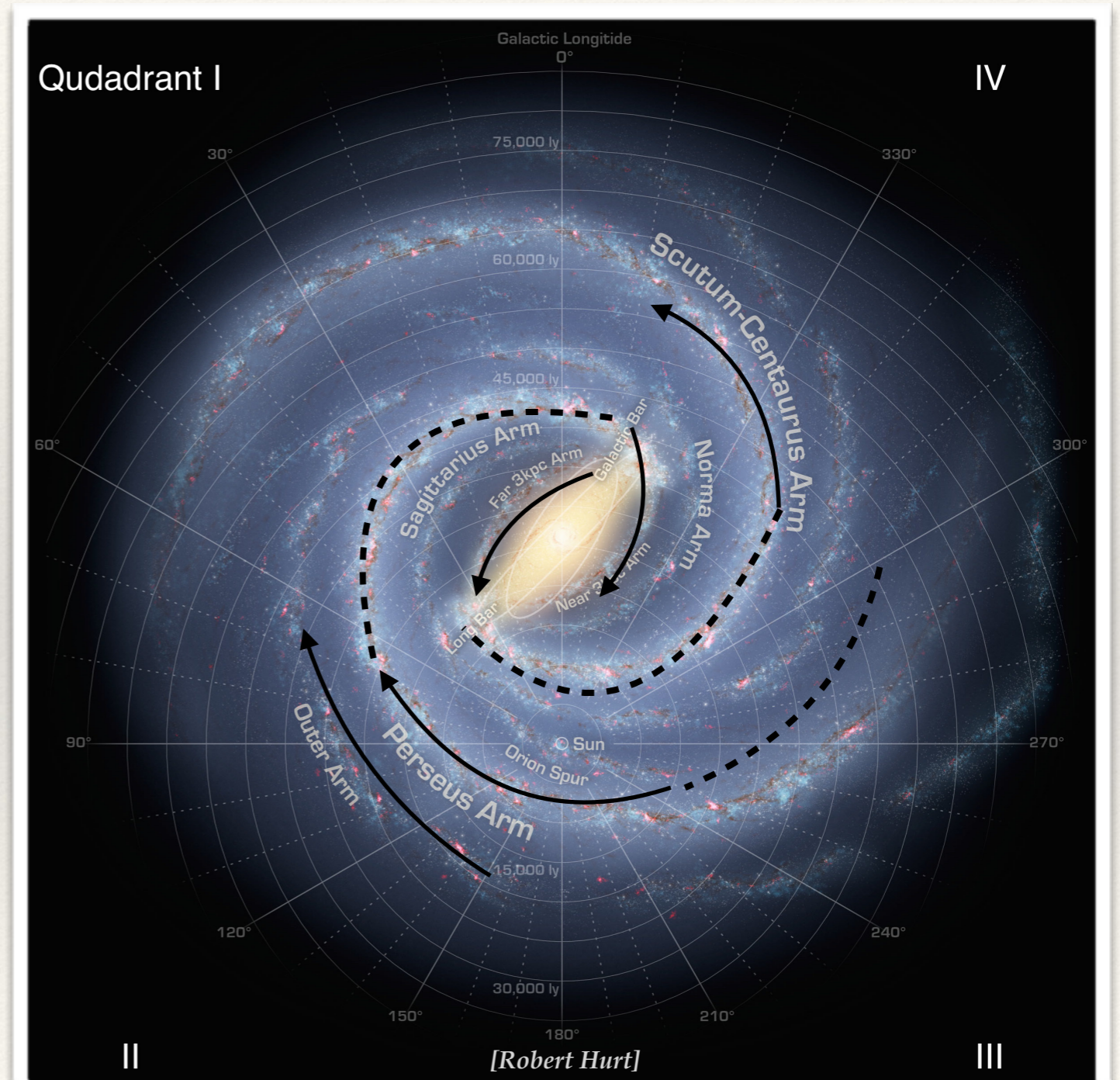


Overview

- ❖ Motivation
 - ❖ Galactic magnetic field 3-D structure
- ❖ Data
 - ❖ LOFAR pulsar observations
- ❖ Methods
 - ❖ Faraday RM-synthesis
- ❖ Results
 - ❖ >165 precise LOFAR RMs towards pulsars... so far!
- ❖ Summary and future outlook


Motivation: Galactic magnetic field

- ❖ Permeates diffuse ISM
- ❖ Large-scale, ordered & ...
- ❖ Small-scale, random fields
- ❖ Observations suggest overall clockwise direction, with one field reversal in Scutum-Centaurus arm
- ❖ No reversals in other galaxies!



Why study pulsars at low-frequency?

- ❖ Emission mechanism:
 - ❖ Spectral index / turn-over
 - ❖ Profile evolution
 - ❖ Single-pulse properties
- ❖ Probes of the ISM:
 - ❖ Dispersion (n_e)
 - ❖ Faraday rotation ($n_e B$)
 - ❖ Scattering (Δn_e^2)
 - ❖ Scintillation (turbulence)
- ❖ Surveys:
 - ❖ Large FOV, distinguish RFI [See Stappers et al. 2011 re LOFAR's pulsar modes]



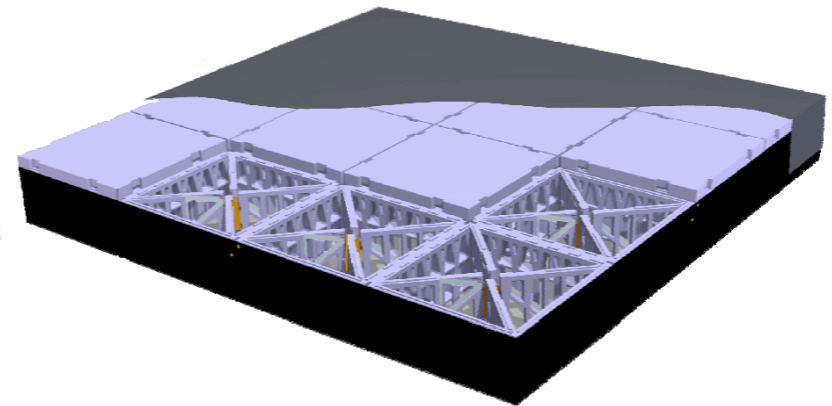

LOFAR high-band antennas (HBAs)



HBAs

100-250MHz

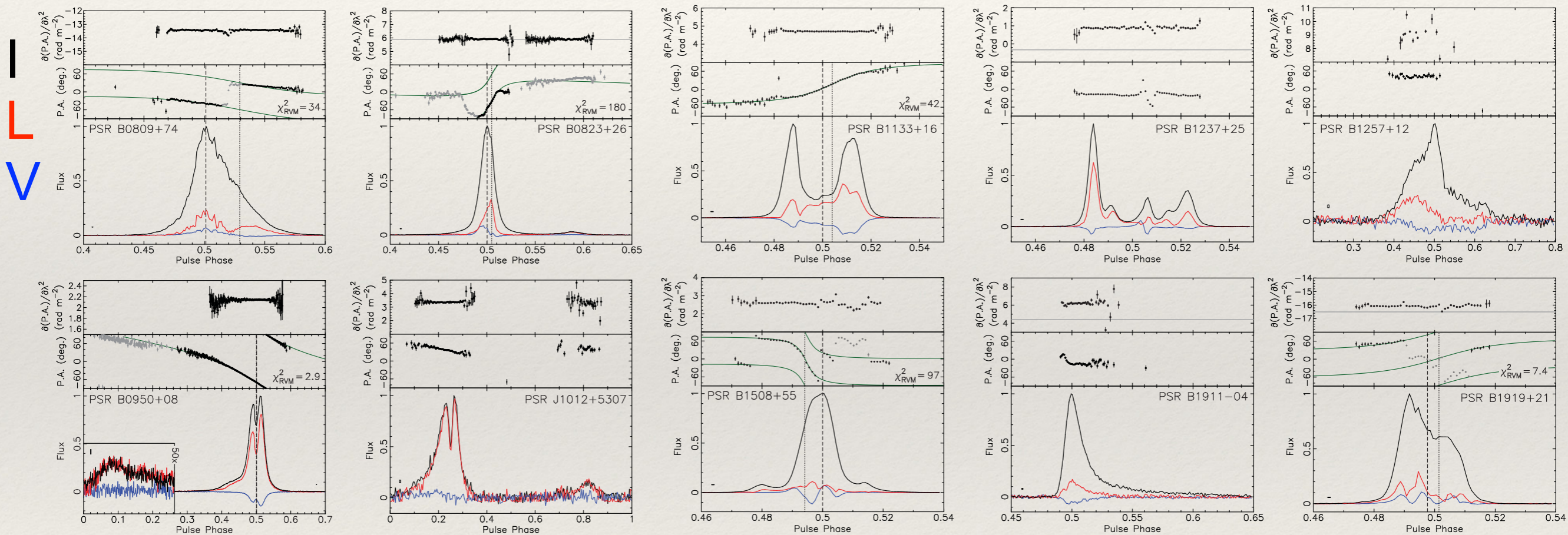
(2x)24x



[Jason Hessels]

LOFAR HBA pulsar data

- LOFAR's large fractional bandwidth and collecting area combine to produce the highest-quality polarisation profiles of pulsars below 200 MHz to date.



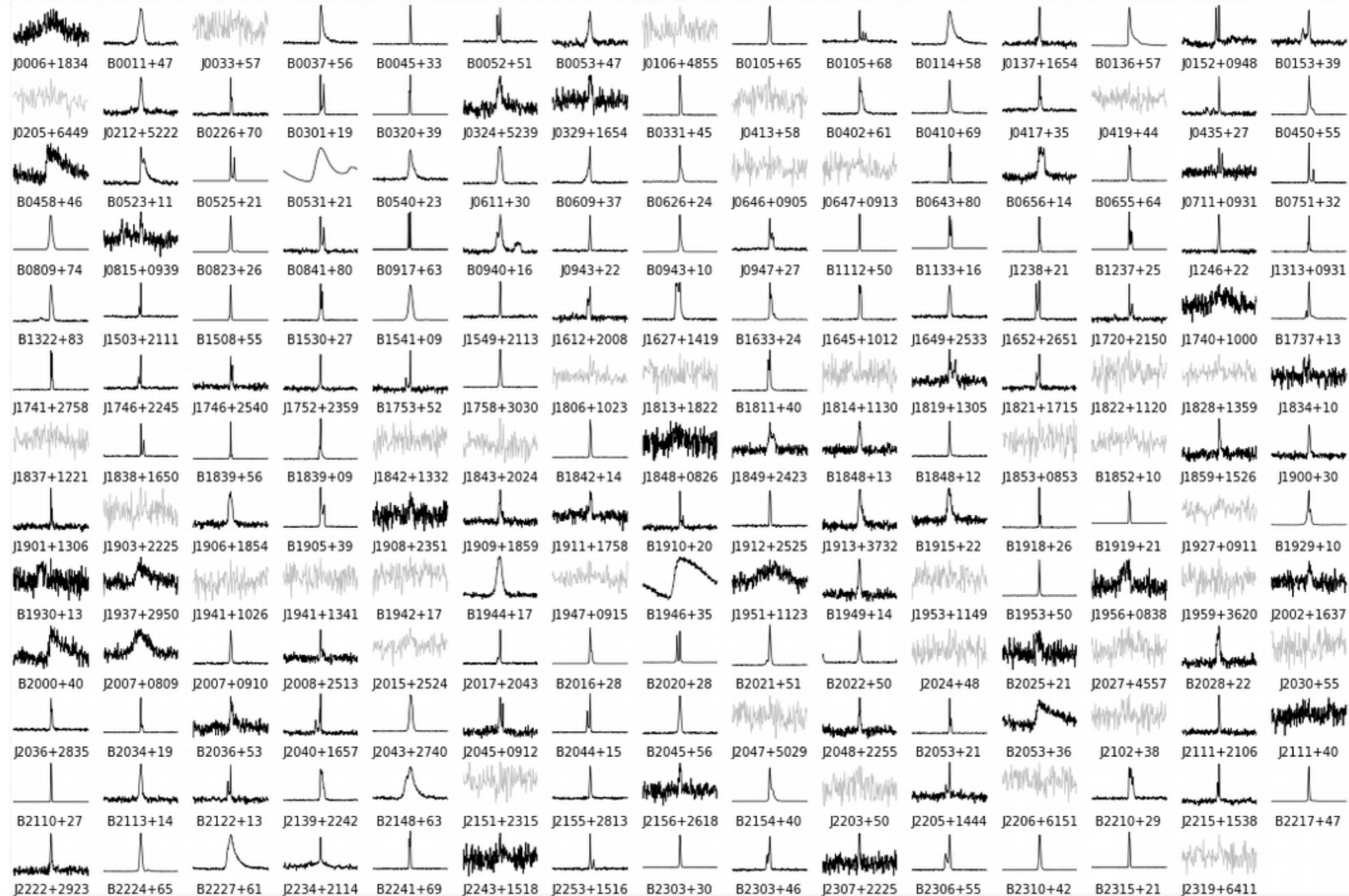
[see Noutsos et al. 2015]

Data: HBA pulsar census +

- ❖ HBA pulsar census:
 - ❖ Large sample of 195 pulsars (158 detected), $|b| > 3^\circ$, $\text{dec} > +8^\circ$
 - ❖ 149 MHz, 78 MHz bandwidth, \geq 20-minute integrations
- ❖ HBA timing
- ❖ MSP census (c.f. Vlad Kondratiev's talk)
- ❖ LOTAAS confirmation observations (c.f. Daniele Michilli's talk)

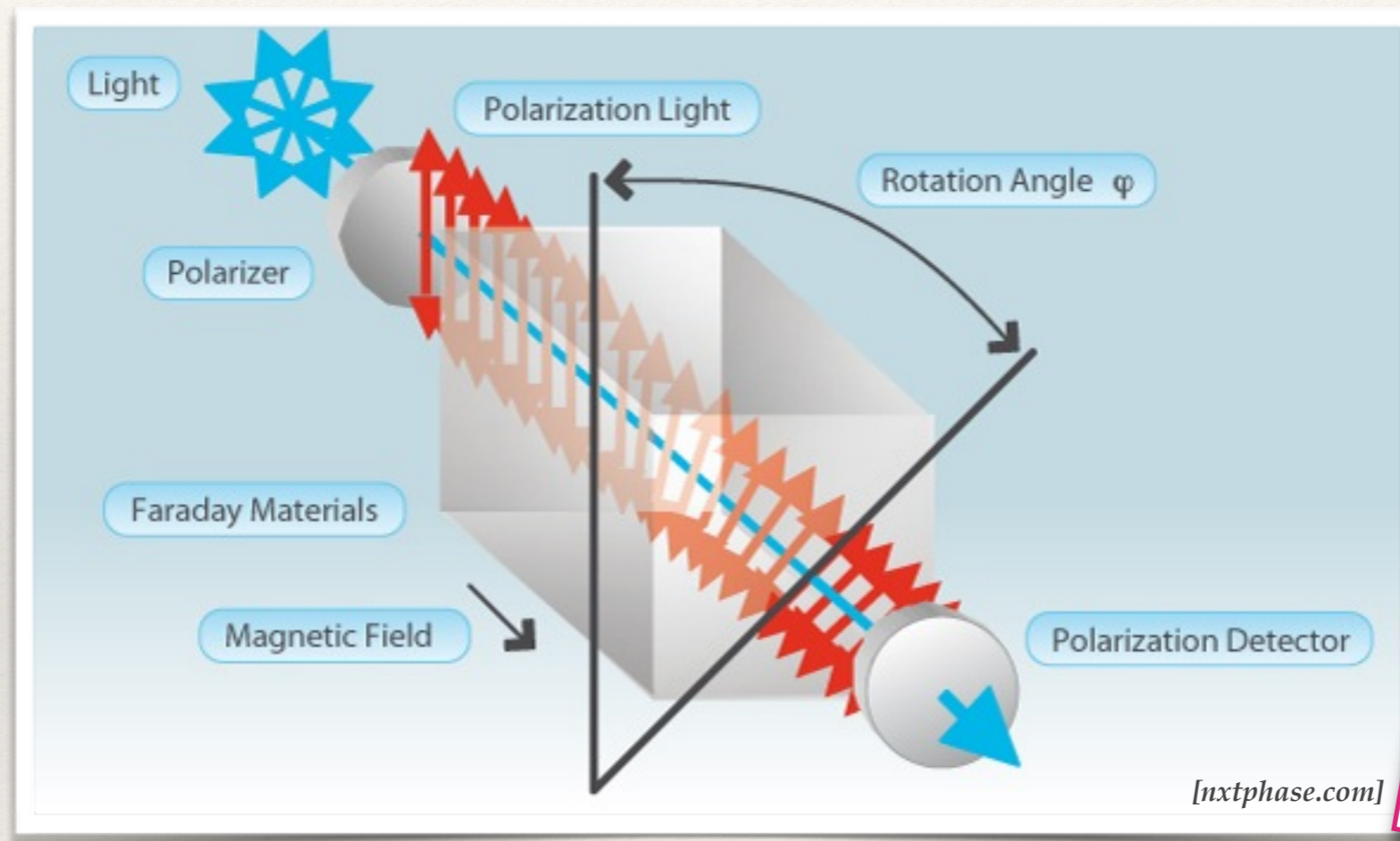
Data: HBA pulsar census profiles

[Anya Bilous et al., submitted]



Method: Faraday rotation measures

- ❖ Faraday rotation effect: rotation of the plane of polarisation through magneto-ionic medium



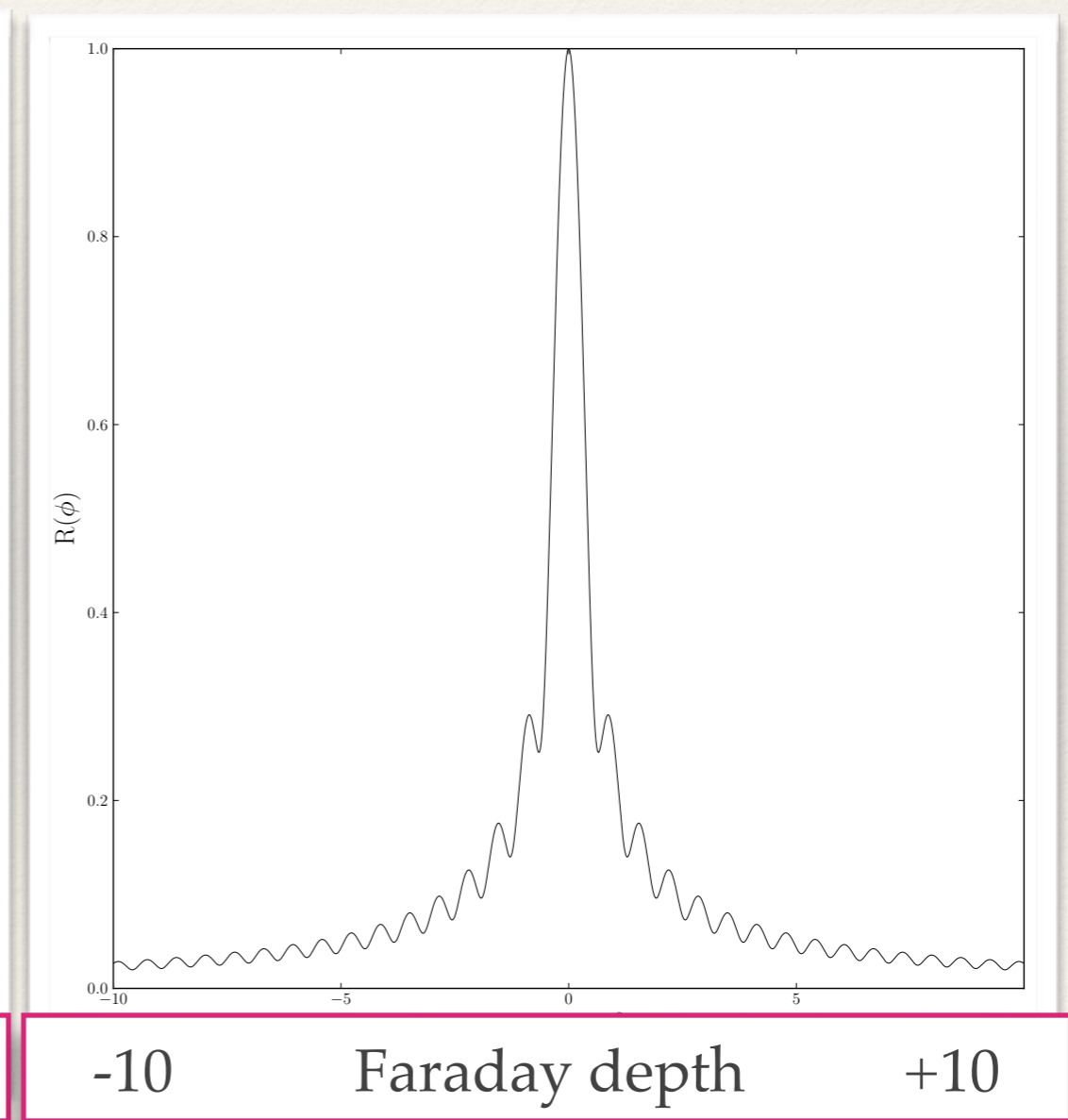
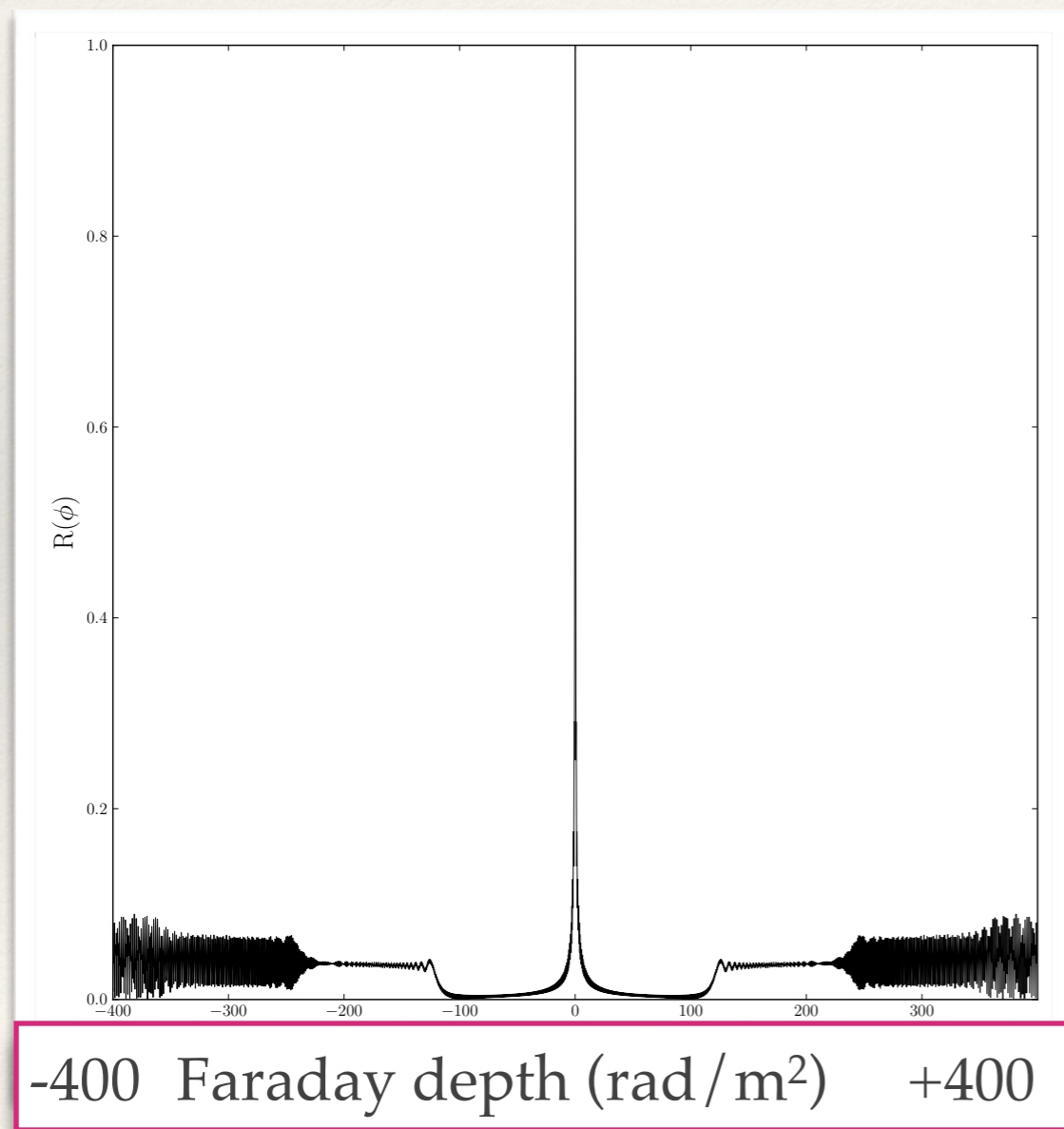
$$\propto \Delta\lambda^2$$

$$\langle B_{\parallel} \rangle = 1.232 \mu G \frac{RM=0.81 \int_d^0 n_e \mathbf{B} \cdot d\mathbf{r} \text{ rad m}^{-2}}{DM=\int_0^d n_e dl \text{ pc cm}^{-3}}$$

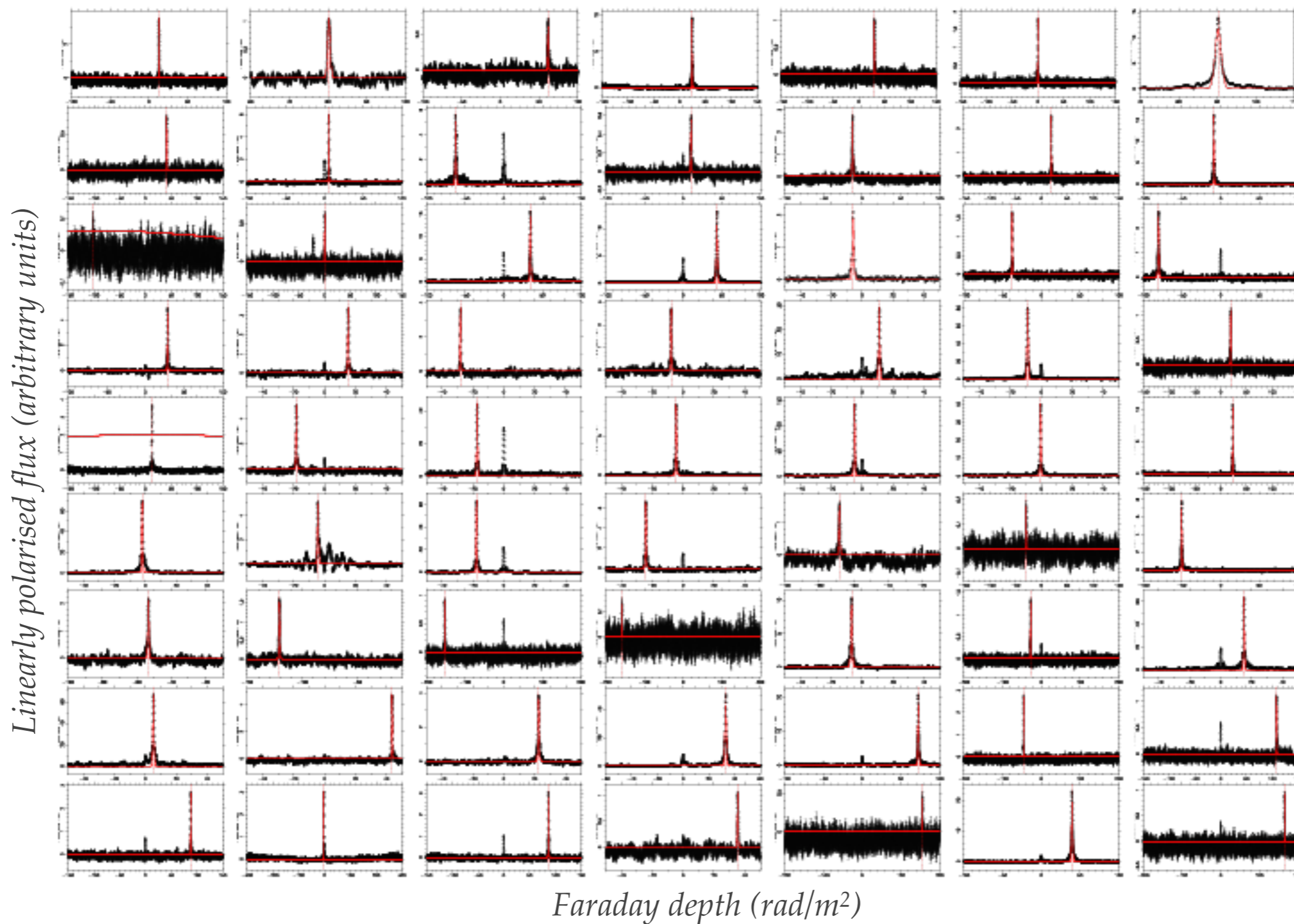
10x lower frequency:
~100x more precise!

Method: RM-synthesis

- ❖ Noiseless RMSF for HBA pulsar data: $\text{FWHM}_{150\text{MHz}} \sim 0.8 \text{ rad/m}^2$
- ❖ (For comparison: $\text{FWHM}_{1.4\text{GHz}} \sim 300 \text{ rad/m}^2$ & $\text{FWHM}_{350\text{MHz}} \sim 10 \text{ rad/m}^2$)



Results: Selection of Faraday spectra

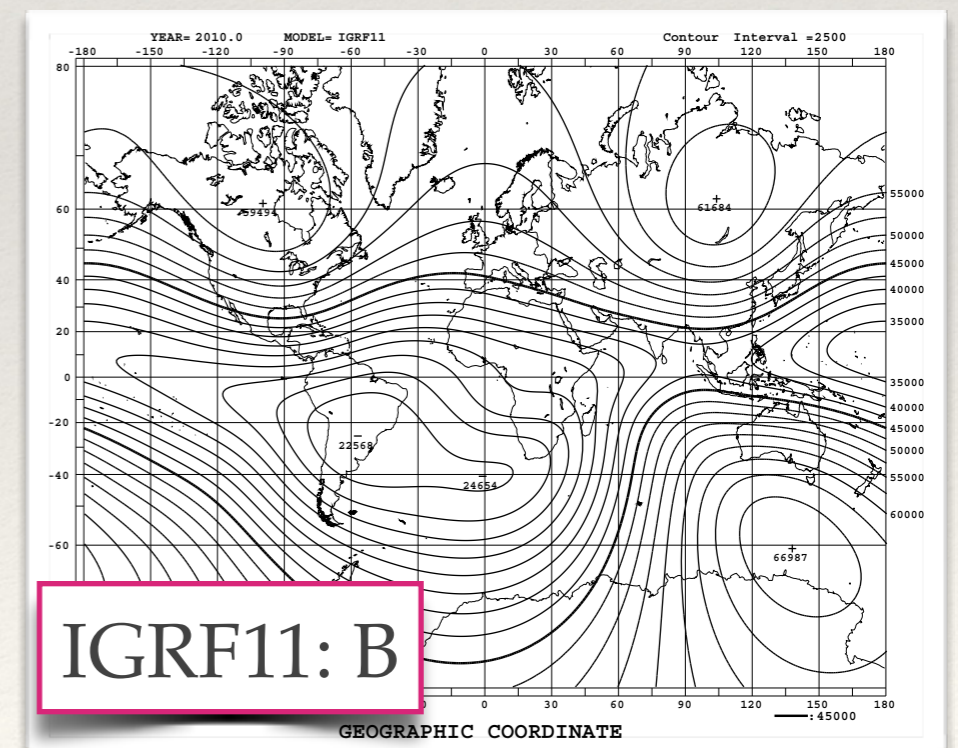
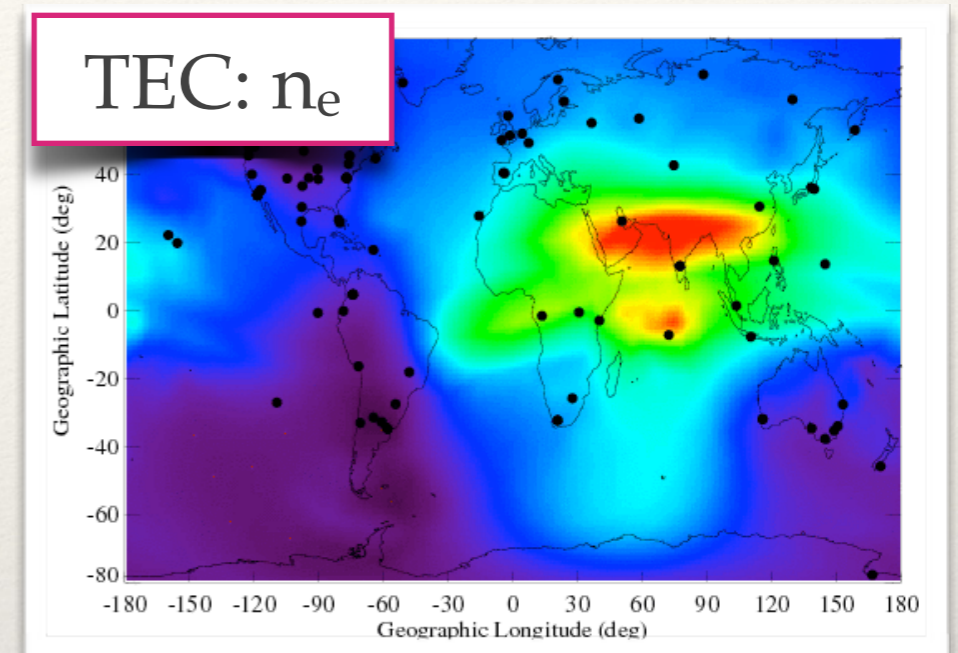


But wait!: Ionospheric Faraday rotation

- ❖ Magneto-ionic medium
- ❖ Introduces time & position dependence

$$RM_{\text{obs}} = RM_{\text{ISM}} + RM_{\text{ion}}$$

- ❖ ionFR code (see Sotomayor et al. 2013) calculates ionospheric RM(LOS) using:
 - ❖ Total electron content (TEC) maps
 - ❖ International Geomagnetic Reference Field (IGRF)

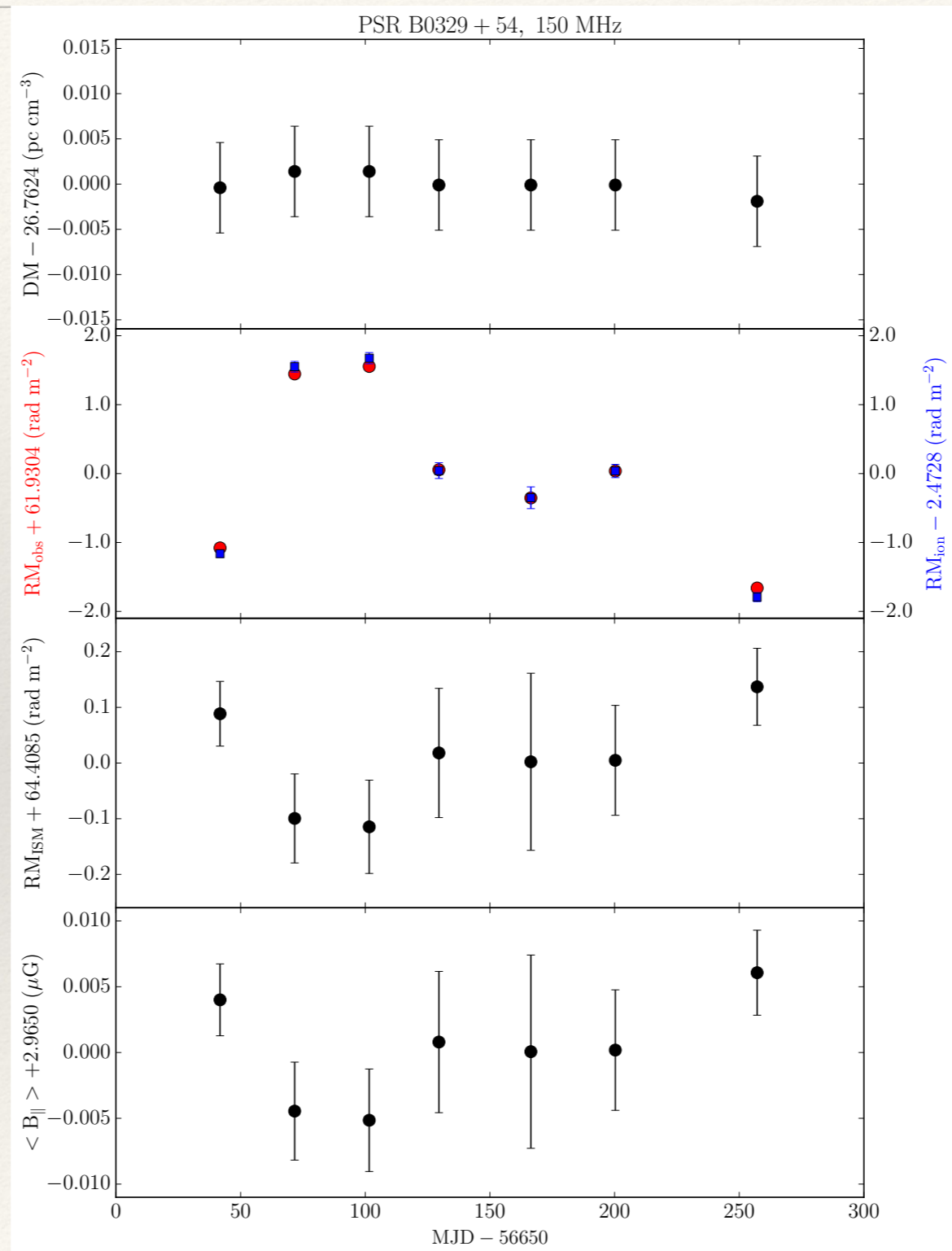


Comparison to LOFAR observations

- ❖ Pulsar timing data for PSR B0329+54
- ❖ 3 Feb - 3 Nov '14
- ❖ 149(78) MHz

Accuracy ~
0.1 rad m⁻²

Accuracy ~
0.005 uG

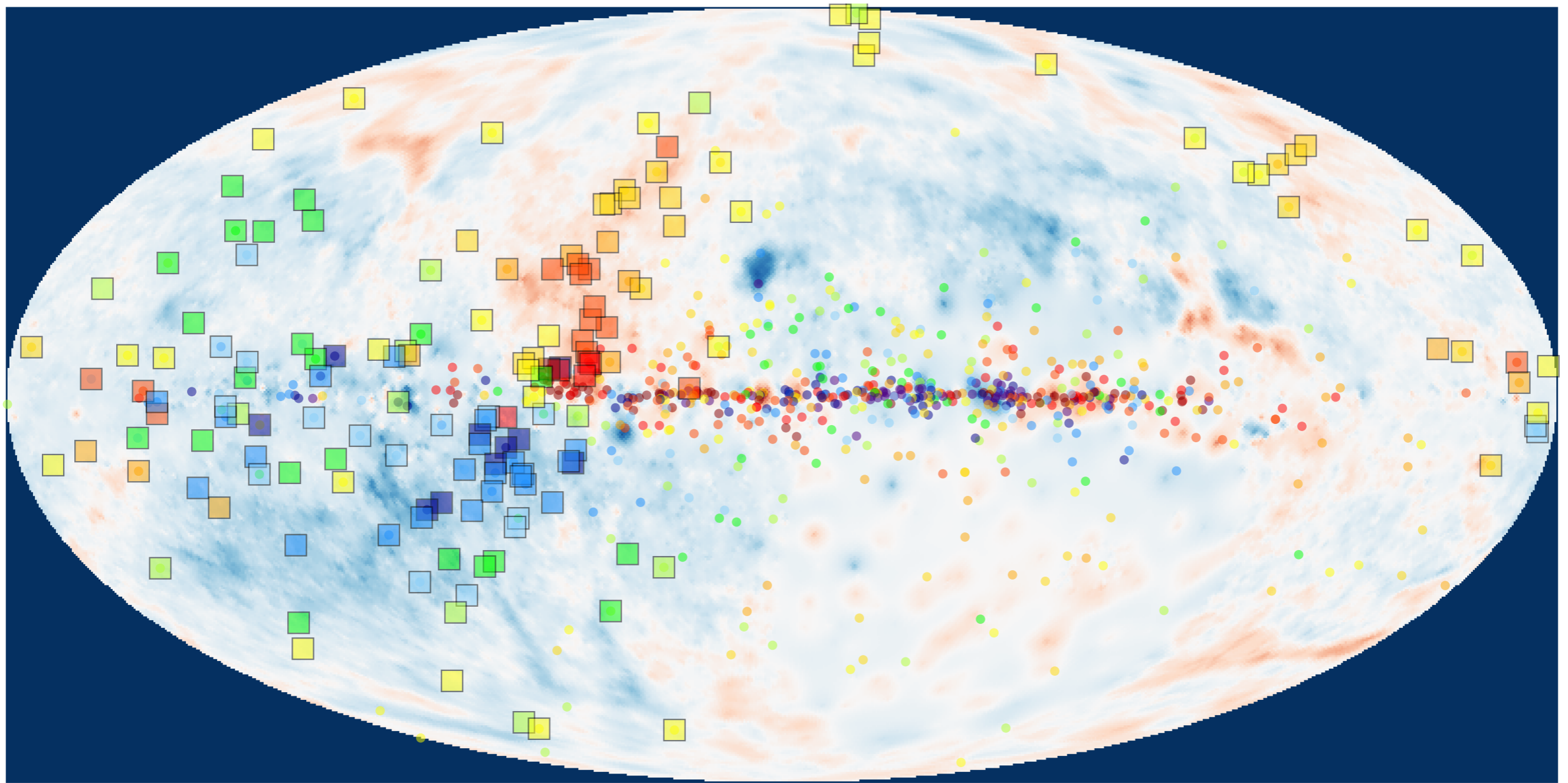


Results

- ❖ 165 precise & ionosphere-corrected RMs (so far!)
- ❖ 75 without previous RM measurements
- ❖ 90 with \wedge (LOFAR uncertainties 30x smaller, on average)

Table 1: LOFAR observations centred at 148.925 MHz, using 78.125 MHz bandwidth and 400 channels, included in this summary. Note: nd = no convincing detection yet! * = check (low S/N or high instrumental).

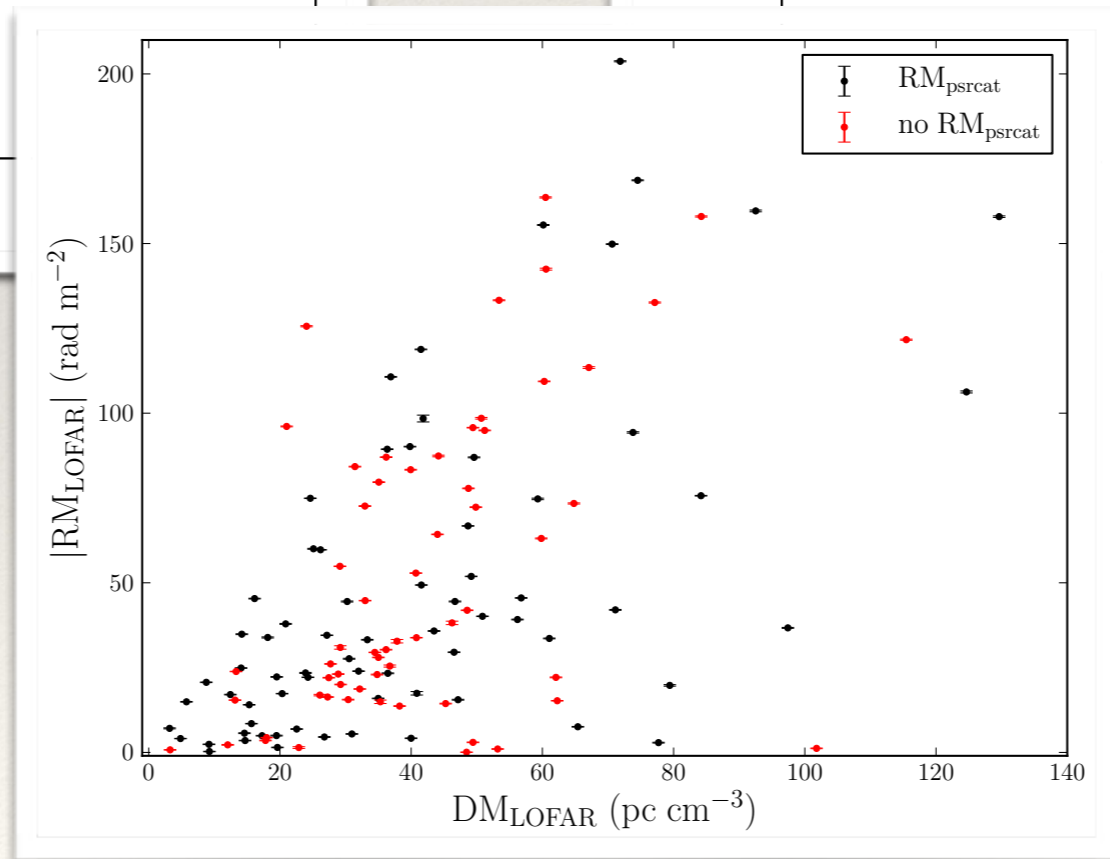
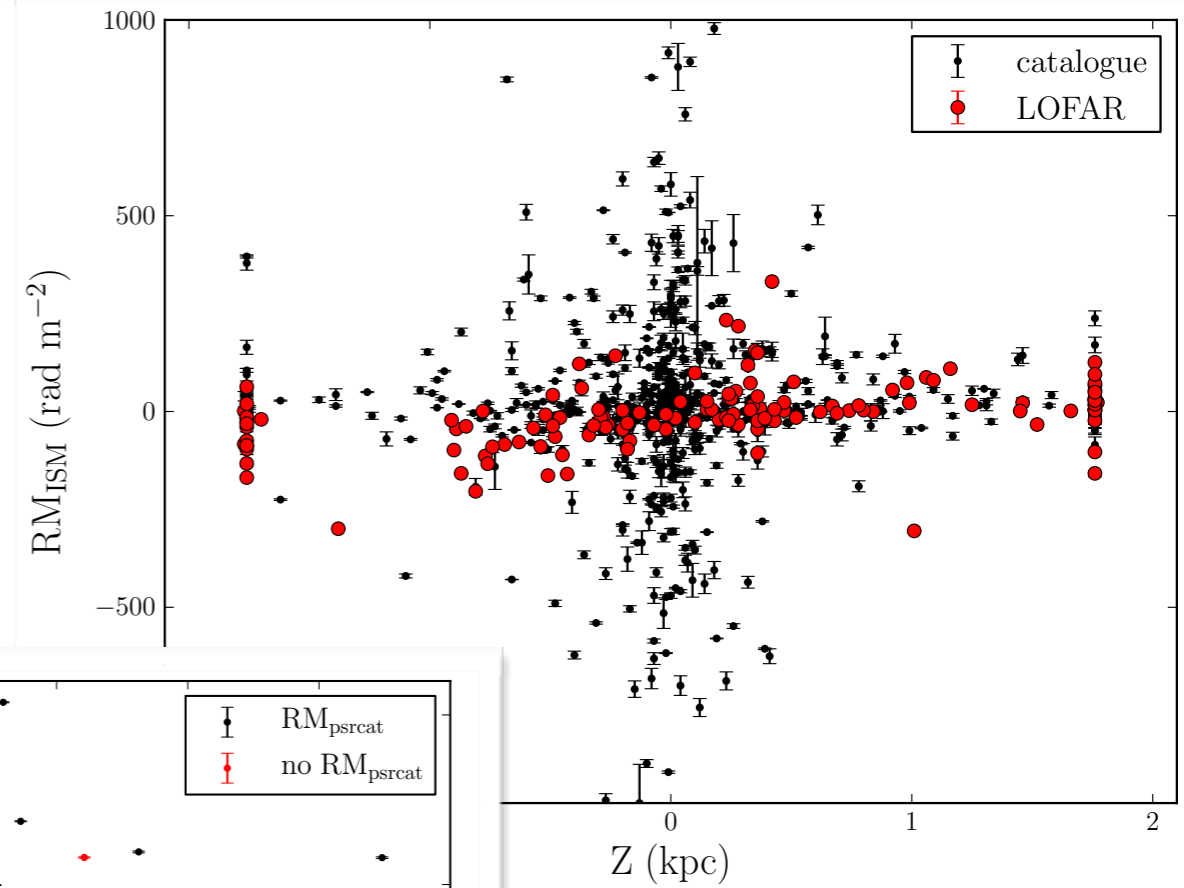
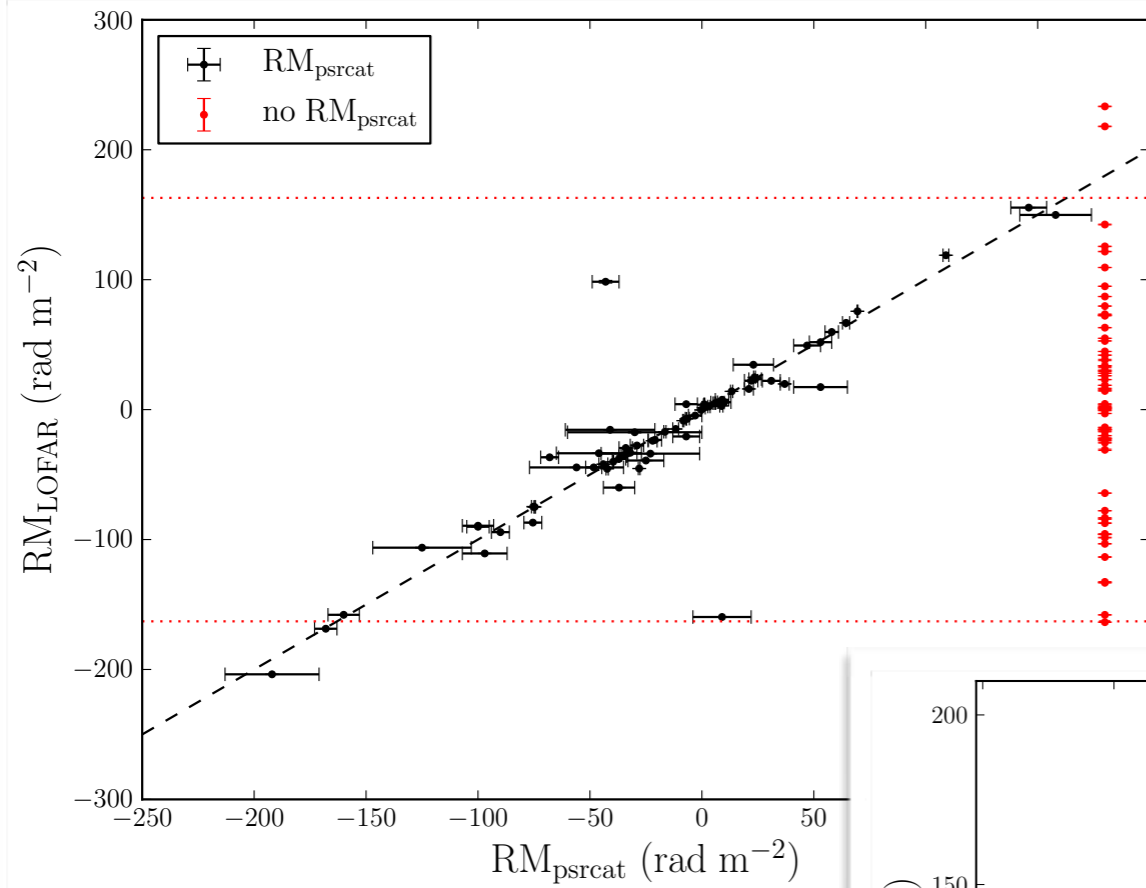
PSR (name)	OBSID	Date (dd.mm.yy)	Time (UT)	τ_{int} (min)	$\text{DM}_{\text{psrcat}}$ (pc cm ⁻³)	$\text{RM}_{\text{psrcat}}$ (rad m ⁻²)	DM_{LOFAR} (pc cm ⁻³)	RM_{LOFAR} (rad m ⁻²)
J0006+1834	L204692	15.02.2014	13:47	20	12.0(6)	–	11.406696	nd
B0011+47	L221897	26.04.14	10:57	21	30.85(7)	–	30.404790	–13.06(5)
B0037+56	L215805	06.04.14	09:58	20	92.595(9)	9(13)	92.514581	–155.71(20)
B0045+33	L204694	15.02.14	14:29	21	39.94(4)	–	39.922037	–80.22(7)
B0052+51	L222340	29.04.14	07:24	36	44.125(15)	–	44.012725	–61.84(5)
B0053+47	L204693	15.02.14	14:08	20	18.09(4)	–23(22)	18.135353	–42.56(10)
B0105+65	L227584	07.05.14	09:30	22	30.46(5)	–29(3)	30.548183	–24.37(5)
B0105+68	L204695	15.02.14	14:51	20	61.092(16)	–46(19)	61.061654	–30.51(5)
B0114+58	L227167	03.05.14	11:08	20	49.423(4)	–	49.420675	–0.27(5)*
J0137+1654	L204696	15.02.14	15:18	20	26.6(4)	–	26.083760	–13.4(2)
B0136+57	L215807	06.04.14	10:40	20	73.779(6)	–90(4)	73.811406	–90.26(5)
J0152+0948	L227585	07.05.14	10:02	46	21.87(2)	–	22.881164	5.55(18)
B0153+39	L221899	26.04.14	11:40	31	60.0(6)	–	59.833422	65.8(1)
J0212+5222	L221900	26.04.14	12:12	20	38	–	38.235546	–11.14(5)
B0226+70	L204697	15.02.14	15:58	25	46.64(3)	–56(21)	46.679440	–41.6(1)
B0301+19	L204698	15.02.14	16:24	24	15.737(9)	–8.3(3)	15.656766	–5.47(3)
B0320+39	L204699	15.02.14	16:49	51	26.01(3)	58(3)	26.189752	62.24(4)
J0324+5239	L227168	03.05.14	11:39	20	119	–	115.463559	244.19(20)



New precise pulsar RMs using LOFAR

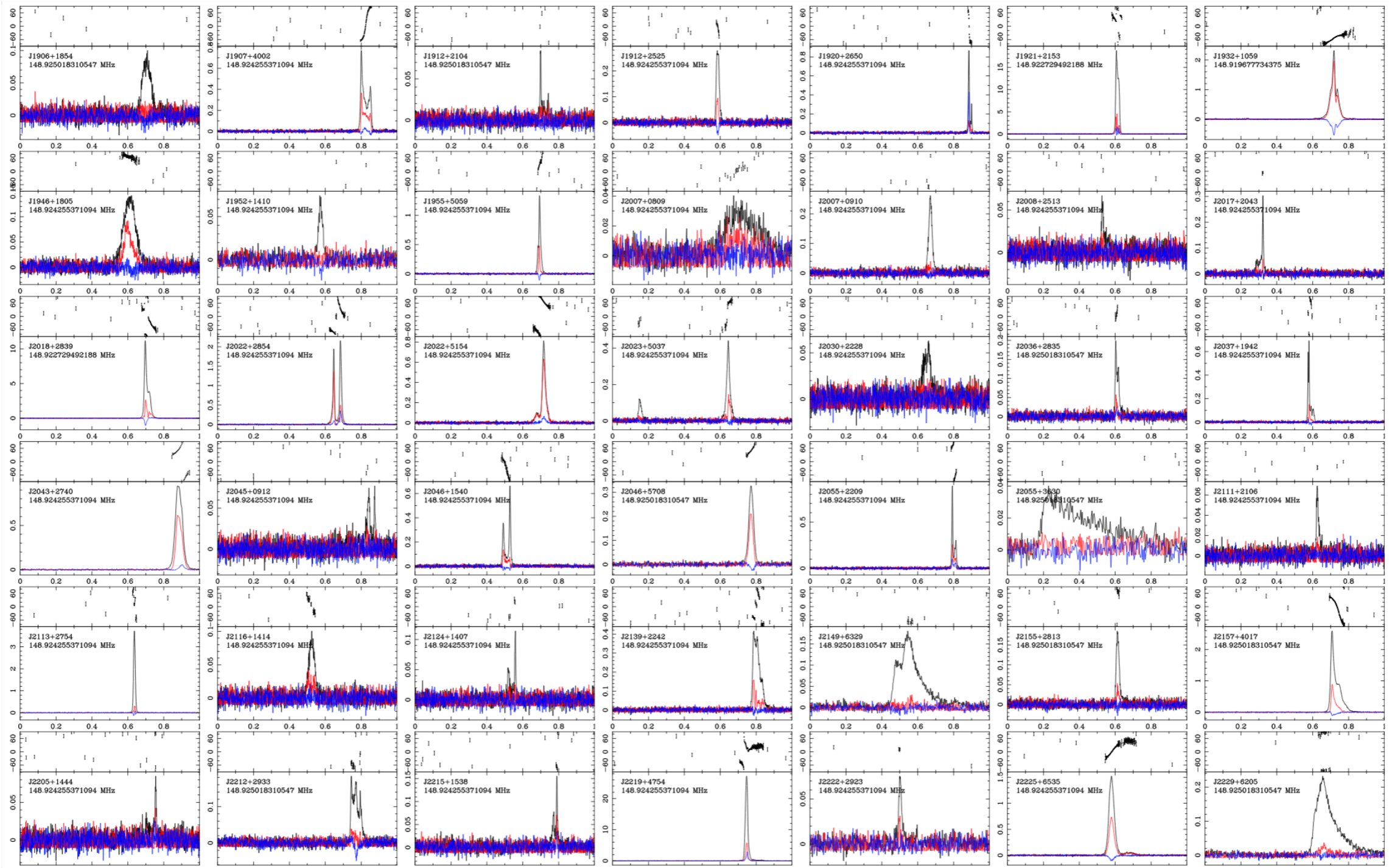
LOFAR HBA RMs
(165 so far, squares)
+
Current pulsar RM catalogue
(Manchester + 2005, 680 circles)
+
Oppermann + 2014 (background)

RM & DM Results



Data: Selection of polarisation profiles

L
V



Summary & Future Work

- ❖ LOFAR data provide precise (& accurate) RMs for nearby pulsars (165 so far, 75 new)
- ❖ Provide much improved information about GMF in northern sky
- ❖ Ongoing:
 - ❖ Obtaining more RMs, including for further ~40 pulsars with parallax
 - ❖ Further analysis
- ❖ Technique can also be applied for further investigations of B-fields:
 - ❖ Targeted search of globular clusters for polarised pulsars
 - ❖ Heliosphere

THANK YOU FOR LISTENING!

...more interesting pulsar papers using LOFAR data:

- ❖ Stappers et al. 2011: Observing pulsars and fast transients with LOFAR
- ❖ Hassall et al. 2012: Wide-band simultaneous observations of pulsars:...
- ❖ Hermsen et al. 2013: Synchronous X-ray and Radio Mode Switches:...
- ❖ Sotomayor-Beltran et al. 2013: Calibrating high-precision Faraday rotation measurements for LOFAR and...
- ❖ Hassall et al. 2013: Differential frequency-dependent delay from the pulsar magnetosphere
- ❖ Coenen et al. 2014: The LOFAR pilot surveys for pulsars and fast radio transients
- ❖ Bilous et al. 2014: LOFAR observations of PSR B0943+10: profile evolution and...
- ❖ Archibald et al. 2014: Millisecond Pulsar Scintillation Studies with LOFAR: Initial Results
- ❖ Dolch et al. 2014: A 24 Hr Global Campaign to Assess Precision Timing of the Millisecond Pulsar J1713+0747
- ❖ Noutsos et al. 2015: Pulsar polarisation below 200 MHz: Average profiles and propagation effects
- ❖ Karako-Argaman et al. 2015: Discovery and Follow-up of Rotating Radio Transients with the Green Bank and LOFAR...
- ❖ Karastergiou et al. 2015: Limits on fast radio bursts at 145 MHz with ARTEMIS, a real-time software backend
- ❖ Sobey et al. 2015: LOFAR discovery of a quiet emission mode in PSR B0823+26
- ❖ Pilia et al. 2015: Wide-Band, Low-Frequency Pulse Profiles of 100 Radio Pulsars with LOFAR
- ❖ Kondratiev et al. 2015: A LOFAR Census of Millisecond Pulsars
- ❖ Bilous et al. 2016 (submitted to A&A): A LOFAR census of non-recycled pulsars: average profiles, dispersion measures...